



Squish Blocks

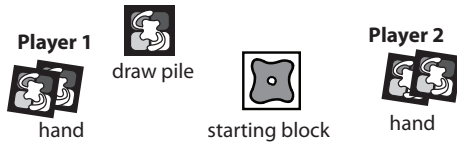
Basic +

Squish Blocks Basic +

Like Squish Blocks Basic, The board starts off as one block but grows in size while maintaining a square or rectangular shape. This game provides more options and strategies and is recommended for experienced players.

Setup

Each player is dealt 2 cards as a starting hand. 1 card is drawn and placed face up in the center of the table. A normal draw pile is placed within reach of all players.



How to Play

Players take turns in a clockwise direction. On a turn, two of the three following actions are taken in any order:

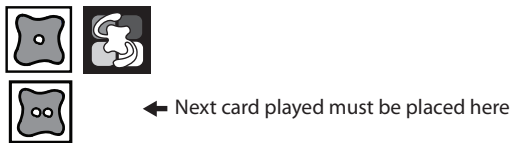
- I) Place a card from your hand face up
- II) Place a card from your hand face down
- III) Flip a face down card

The same action may not be played more than twice in a single player's turn.

Unlike Squish Blocks, face down cards may NOT be picked up and replaced with a card from your hand!

Placed cards must be adjacent horizontally or vertically to one of the cards on the table. (Applies to face up and face down cards.)

If a card can be played to be adjacent to more than one card, that card must be played in one of those positions. (Applies to face up and face down cards.)

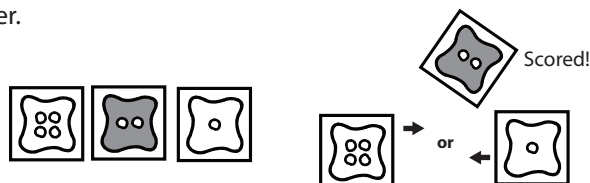


After a player's turn, draw cards so that a player's hand is always two cards.

At any time during a player's turn, he or she may score points by 'squishing.'

Scoring Points

Points are scored like a regular game of Squish Blocks and that is by 'squishing.' A squish occurs when there are at least three cards in a row and there are two like colored blocks with a different colored block in between. The different color block from in between is removed and placed face up in front of the player as points. One of the two blocks must be moved into the recently removed block's position by the player.



How to Win

All players keep track of their current score by adding all the dots from each card in their 'squished' card pile. The first player to reach 15 points wins!